



Good Evening!

English for Speakers
of Other Languages

ESOL Online PM

Week 33 - Spring 2026

Today is Tuesday, May 19th, 2026.



**Worcester
Adult Learning Center**



Good Evening!

English for Speakers
of Other Languages

ESOL Online PM

Week 33 - Spring 2026

Today is Thursday, May 21st, 2026.



Worcester
Adult Learning Center

What did you do?

?

Past Tense

What did you do?

Agenda (for the week)

- News and Notes
- Quizzes - Regular and Irregular Past Tense
- Regular Past Tense - Yes/No and Wh-Questions
- Irregular Past Tense - Be Verb and Yes/No and Wh-Questions
- Prepositions of Place and Direction
- Idioms and Phrases

STANDARDS

Reading

- R3C.3a. Understand the differences in meaning of the present, present continuous, future, and past tenses.
- Identify regular vs. irregular past tense verbs.

Writing

- W3C.2a. Show knowledge of simple learned patterns to create subject-predicate statements that include basic elements of grammar, such as: some high-frequency verbs to convey a sense of the past and present,... irregular past tense verbs, ...
- W3C.3a. Show knowledge of basic grammar to construct simple sentences ..., such as: ... past tense verbs ... prepositions...

Listening and Speaking

- L/S2A.1a. Follow a simple question-and-answer conversation structure.
- L/S3B.3a. Understand and produce basic grammatical structures (e.g. past and future verb tense, basic prepositions, ...

STANDARD OBJECTIVES

ASSESSMENT

AT THE COMPLETION OF THIS WEEK'S LESSONS STUDENTS WILL BE ABLE TO : STUDENTS WILL DEMONSTRATE THEIR LEARNING BY...

R3C.3a. R3C.4b.	<ul style="list-style-type: none">Identify the difference between <u>simple present and simple past</u> tense.Identify <u>regular</u> vs. <u>irregular past tense verbs</u>.	<ul style="list-style-type: none">Demonstrating comprehension by selecting the correct <u>past tense</u> verb in simple sentences (multiple choice, fill in the blank, etc.).Reading a short story or sentences and accurately discern the overall meaning based on an understanding of the <u>past tense</u> and use of <u>sequence</u> words / <u>time</u> words and <u>transition</u> words.
W3C.2a. W3C.3a.	<ul style="list-style-type: none">Write sentences using the <u>past tense</u>.	<ul style="list-style-type: none">Writing sentences using a growing list of <u>past tense</u> verbs (regular and irregular).
L/S2A.1a L/S3B.3a	<ul style="list-style-type: none">Understand and produce basic grammatical structures (e.g. <u>past</u> and future verb tense, basic <u>prepositions</u>, ... references)	<ul style="list-style-type: none">Answering questions correctly when completing activity exercises (introduction, fill in the blank, matching, multiple choice, quiz, etc) related to various forms using the <u>past tense</u>: positive, negative, and questions.Speaking sentences using a growing list of <u>past tense</u> verbs (regular and irregular).Applying the correct form and pronunciation of <u>past tense</u> while participating in conversations with the teacher or other students.Applying the correct <u>preposition</u> of place and/or direction

Videos

- Prepositions of Time (ellii, video) / Prepositions of Place (elli, video)
- Past Tense (ellii, video)

Lessons and Quizzes

- Prepositions of Time (ellii, video) / Prepositions of Place (elli, video)
- Simple Past Tense (ellii, video) / Simple Past Tense (ellii, Liveworksheets, All Things Grammar)
- Simple Past Tense - Pronunciation Rules (ellii, and slides)
- LiveWorksheets

Additional resources - Review

- How to use your Rice Cooker (Liveworksheets)
- Sequencing - How to make pancakes (EasyTeacher) <https://www.easyteacherworksheets.com/>
- Prepositions of Time (elli, Liveworksheets) / Prepositions of Place (ellii)
- Quiz Time (slides adapted from WALC pdf)
- ESOL Level 3 - Practice (WALC pdf)

WHEN DO WE MEET AS A CLASS?

MAY 2026

SUN	MON	TUE	WED	THU	FRI	SAT
26	27	28	29	30	1	2
3	4	5	6	7	8	9
10	11	12	13	14	15	16
17	18	19	20	21	22	23
24	25	26	27	28	29	30
31	1	2	3	4	5	6

Holidays and Observances: Cinco de Mayo (5), Mother's Day (10), Memorial Day (25)

Homemade
SCHOOL CALENDAR

News & Notes

May 25th - Memorial Day -
No classes

Worcester Public Schools calendar
(holidays, vacation weeks, etc.)

WHEN DO WE MEET AS A CLASS?

JUNE 2026

SUN	MON	TUE	WED	THU	FRI	SAT
31	1	2	3	4 Last Class	5	6
7	8	9 	10	11 X	12	13
14	15	16	17	18	19	20
21	22	23	24	25	26	27
28	29	30	1	2	3	4

Holidays and Observances: Flag Day (14), Juneteenth (19), Father's Day (21)

Homemade
SCHOOL CALENDAR

News & Notes

- Thursday, June 4th is our last class.
- Friday, June 5th is the last day for all classes.
- Tuesday, June 9th is **ESOL class Celebrations** and ABE class Graduations.

Time: 5:00 pm
Doherty High School
299 Highland Street, Worcester, MA



Worcester Public Schools calendar
(holidays, vacation weeks, etc.)

You are invited to our end of year **CELEBRATION**



Worcester
Adult Learning Center

END OF YEAR CEREMONY

Please **JOIN US**
to recognize your hard work



Date: Tuesday, June 9, 2026

Arrive by: 5:00 pm

Location:

Doherty Memorial High School
299 Highland St, Worcester 01609

Bus route 3
Stop Highland St + Haviland St



Worcester
Adult Learning Center

Recognition Ceremony

Join us on

Tuesday, June 9, 2026

Certificates of Achievement will be presented

Arrive by 5:00 PM

The ceremony will take place at

Doherty Memorial High School

299 Highland St, Worcester

Bus route 3

Stop: Highland St + Haviland St



Welcome aboard the WRTA!

This route timetable shows the times of departure at major stops along the route and contains route maps and other important information. Additional information can be obtained by calling the WRTA Information Line at (508) 791-WRTA (9782), or visit our website at www.TheRTA.com.

WRTA FARE INFORMATION

Effective July 1, 2017

Full Cash Fare (Adults age 14 and up).....	\$1.75
Senior/Disabled Cash Fare	\$0.85
Children 5-13 years of age accompanied by an adult.....	\$0.85
Children 9 years of age not accompanied by an adult**.....	\$1.75
Children under 5 accompanied by an adult.....	FREE
One Day 8 Ride Pass (Adults age 14 & up).....	\$4.50
Senior/Disabled*/Child One Day 8 Ride Pass.....	\$2.25
31 Day Pass.....	\$57.00
Senior/Disabled*31 Day Pass.....	\$28.50

*Valid ID Required for Senior/Disabled Fare

Please have exact fare ready when boarding the bus.
The farebox does not accept pennies or half dollars.

Route schedules and the purchase of passes are available at the Customer Service Center at 60 Foster Street, Worcester.

ACCESSIBILITY:

All WRTA buses are wheelchair accessible and feature bicycle racks for two bicycles. For TTY service call Massachusetts Relay TTY (800) 439-2370. For information, accommodations and or to provide feedback call 508-791-9782 option 2.

PROPER IDENTIFICATION:

One of the following valid identification cards must be shown to the driver each time you board:

SENIOR.....WRTA Senior I.D. card

DISABLED.....Statewide Access Pass / WRTA ADA Photo I.D. MCB ID and PCA-ride free

MEDICARE.....Medicare card with Photo I.D.

HOLIDAY SERVICE:

OUTBOUND

WEEKDAYS

See the map for matching timepoint locations.

1	2	3	3	2	1
BUS STARTS Union Station Hub	BUS Leaves Newton Square	BUS ENDS Worcester State (May St.)	BUS STARTS Worcester State (May St.)	BUS Leaves Newton Square	BUS ENDS Union Station Hub
5:10 AM	5:17 AM	5:20 AM	5:33 AM	5:36 AM	5:44 AM
5:55 AM	6:02 AM	6:06 AM	6:18 AM	6:21 AM	6:31 AM
6:40 AM	6:49 AM	6:54 AM	7:03 AM	7:08 AM	7:21 AM
7:25 AM	7:34 AM	7:39 AM	7:48 AM	7:51 AM	8:04 AM
8:10 AM	8:19 AM	8:24 AM	8:38 AM	8:41 AM	8:54 AM
9:00 AM	9:09 AM	9:14 AM	9:23 AM	9:26 AM	9:39 AM
9:45 AM	9:54 AM	9:59 AM	10:08 AM	10:11 AM	10:24 AM
10:30 AM	10:39 AM	10:44 AM	10:53 AM	10:56 AM	11:10 AM
11:15 AM	11:24 AM	11:29 AM	11:38 AM	11:41 AM	11:55 AM
12:00 PM	12:10 PM	12:15 PM	12:23 PM	12:26 PM	12:40 PM
12:45 PM	12:55 PM	1:00 PM	1:08 PM	1:11 PM	1:25 PM
1:30 PM	1:40 PM	1:45 PM	1:53 PM	1:56 PM	2:11 PM
2:15 PM	2:27 PM	2:34 PM	2:43 PM	2:46 PM	3:01 PM
3:05 PM	3:17 PM	3:24 PM	3:28 PM	3:31 PM	3:45 PM
3:50 PM	4:02 PM	4:09 PM	4:13 PM	4:16 PM	4:29 PM
4:35 PM	4:47 PM	4:54 PM	4:58 PM	5:01 PM	5:14 PM
5:20 PM	5:31 PM	5:38 PM	5:43 PM	5:46 PM	5:58 PM
6:05 PM	6:16 PM	6:21 PM	6:28 PM	6:31 PM	6:43 PM
6:50 PM	6:59 PM	7:04 PM	7:13 PM	7:16 PM	7:26 PM
7:35 PM	7:44 PM	7:49 PM	7:58 PM	8:01 PM	8:11 PM
8:20 PM	8:29 PM	8:34 PM	8:43 PM	8:46 PM	8:56 PM
9:05 PM	9:14 PM	9:19 PM	9:28 PM	9:31 PM	9:40 PM

INBOUND

WEEKDAYS

See the map for matching timepoint locations.

3	2	1
BUS STARTS Worcester State (May St.)	BUS Leaves Newton Square	BUS ENDS Union Station Hub
5:33 AM	5:36 AM	5:44 AM
6:18 AM	6:21 AM	6:31 AM
7:03 AM	7:08 AM	7:21 AM
7:48 AM	7:51 AM	8:04 AM
8:38 AM	8:41 AM	8:54 AM
9:23 AM	9:26 AM	9:39 AM
10:08 AM	10:11 AM	10:24 AM
10:53 AM	10:56 AM	11:10 AM
11:38 AM	11:41 AM	11:55 AM
12:23 PM	12:26 PM	12:40 PM
1:08 PM	1:11 PM	1:25 PM
1:53 PM	1:56 PM	2:11 PM
2:43 PM	2:46 PM	3:01 PM
3:28 PM	3:31 PM	3:45 PM
4:13 PM	4:16 PM	4:29 PM
4:58 PM	5:01 PM	5:14 PM
5:43 PM	5:46 PM	5:58 PM
6:28 PM	6:31 PM	6:43 PM
7:13 PM	7:16 PM	7:26 PM
7:58 PM	8:01 PM	8:11 PM
8:43 PM	8:46 PM	8:56 PM
9:28 PM	9:31 PM	9:40 PM

SATURDAYS

1

BUS STARTS

2

BUS Leaves

3

BUS ENDS

3

BUS STARTS

2

BUS Leaves

1

BUS ENDS

SATURDAYS

WOR

Worc

C

W

Translation

English: If t

therta.com

Portuguese

therta.com

Spanish: Si

therta.com

French: Si

vous serve

Polish: Jesli

therta.com



QUESTIONS?



Worcester
Adult Learning Center

NEWS





QUESTIONS?

Past Tense

Simple Past

Grammar Practice Worksheets

💡 High Beg 🎓 Teens & Adults

This lesson covers the past tense of the Be verb, regular verbs, and irregular verbs. Through various individual and group activities, students will practice using the affirmative, negative, and question forms of simple past verbs.



Past Tense – Pronunciation Tips



Past Tense

Simple Past



wrote



ate



walked

Simple Past

Introduction

×

×

×

past

present

future

Verb tenses show the time that an action takes place.

Past Tense

Irregular Verb List: Present & Past

Base Form	Past Form
be	was, were
become	became
begin	began
break	broke
bring	brought
buy	bought

Base Form	Past Form
get	got
give	gave
go	went
grow	grew
have	had
hear	heard

Base Form	Past Form
read	read
ring	rang
run	ran
say	said
see	saw
sell	sold

Write



Please write complete sentences.

JOURNAL

1. Did you have a good day or a bad day today?
2. Did you forget anything important today?
3. Did you arrive on time today?
4. Did you go somewhere interesting last weekend?
If so, where did you go and what did you do?
5. Did you buy any food this week? What did you buy?
6. Did you go out on a date or go out with a friend last week? If so, did you enjoy it?
7. Did you eat in a restaurant last week? If so, what did you order?

Present	Past
Do Does	Did
Have Has	Had
Forget	Forgot
Arrive	Arrived
Go	Went
Buy	Bought
Enjoy	Enjoyed
Eat	Ate
Order	Ordered

Wh - Question words

- Who (people)
- What (things)
- When (time)
- Where (place)
- Why (purpose)
-
- How? (manner or way)
- Which (choice)
- Whose (possession)

Helping Verbs
as Question words

- Am / Is / Are
- Was / Were
- Do / Does / Did
- Have / Has / Had
- Can / Could
- Will / Would
- Shall / Should
- May / Might / Must

Write



Please write complete sentences.

JOURNAL

1. Did you have a good day or a bad day today?
2. Did you forget anything important today?
3. Did you arrive on time today?
4. Did you go somewhere interesting last weekend?
If so, where did you go and what did you do?
5. Did you buy any food this week? What did you buy?
6. Did you go out on a date or go out with a friend last week? If so, did you enjoy it?
7. Did you eat in a restaurant last week? If so, what did you order?

Present	Past
Do Does	Did
Have Has	Had
Forget	Forgot
Arrive	Arrived
Go	Went
Buy	Bought
Enjoy	Enjoyed
Eat	Ate
Order	Ordered

Wh - Question words

- Who (people)
- What (things)
- When (time)
- Where (place)
- Why (purpose)
-
- How? (manner or way)
- Which (choice)
- Whose (possession)

Helping Verbs
as Question words

- Am / Is / Are
- Was / Were
- Do / Does / Did
- Have / Has / Had
- Can / Could
- Will / Would
- Shall / Should
- May / Might / Must



How to make pancakes

It was breakfast time. “I want to make the pancakes!”, Ellie said. “No problem”, her mother said. “I will show you how.”

First, they mixed the flour, an egg, milk, a teaspoon of baking soda and a pinch of salt in a big blue bowl. Next, they selected a skillet. Then, they put some oil in the skillet and set it on the stove to heat up.

“When the oil is hot,” Ellie’s mother said, “we will pour in the batter”.

When the oil was hot, Ellie used a measuring cup to pour batter into the skillet. It made a hissing sound, and soon the batter began to bubble.

“It’s time to turn the pancake”, Ellie’s mother said. Ellie used a spatula to flip over the pancake. The pancake was a beautiful golden brown. When it was done, Ellie lifted the pancake out of the skillet and slid it onto a plate.

“Who wants the first pancake?” Ellie called, as her mother poured more batter into the skillet.

Ellie and her mother made ten pancakes. When they finally joined the rest of the family at the breakfast table, Ellie covered her pancakes with syrup and dug in. They were the best pancakes that she had ever eaten!

Time “Linking” Words / Sequencing Words

- First, First of all
- Second, Secondly
- When
- While, Meantime, As
- Now
- Next, Then, Soon
- Previously
- Eventually
- Finally

Past Tense Words

was, said, mixed, selected, used, made, began, lifted, slid, called, poured, joined, covered, dug in, were, had, eaten



Conversation Practice

Work Together

1. How many **past tense** words can you find?

2. Number the steps in the correct **sequence**.

How to make pancakes

It was breakfast time. "I want to make the pancakes!", Ellie said. "No problem", her mother said. "I will show you how."

First, they mixed the flour, an egg, milk, a teaspoon of baking soda and a pinch of salt in a big blue bowl. Next, they selected a skillet. Then, they put some oil in the skillet and set it on the stove to heat up.

"When the oil is hot," Ellie's mother said, "we will pour in the batter".

When the oil was hot, Ellie used a measuring cup to pour batter into the skillet. It made a hissing sound, and soon the batter began to bubble.

"It's time to turn the pancake", Ellie's mother said. Ellie used a spatula to flip over the pancake. The pancake was a beautiful golden brown. When it was done, Ellie lifted the pancake out of the skillet and slid it onto a plate.

"Who wants the first pancake?" Ellie called, as her mother poured more batter into the skillet.

Ellie and her mother made ten pancakes. When they finally joined the rest of the family at the breakfast table, Ellie covered her pancakes with syrup and dug in. They were the best pancakes that she had ever eaten!

Work together.

Number the steps in the correct order.

___ They make the batter.

___ Ellie's mother says she will show her how to make pancakes.

___ They pour the batter.

___ They select a skillet.

___ Ellie want to make pancakes.

___ Ellie flips the pancake.

___ Ellie slides the finished pancake onto a plate.

___ Ellie enjoys her pancakes.

___ They heat oil in the skillet.

___ The batter begins to bubble.



What did you do yesterday?

Pronunciation: Regular Past Tense Verbs

Yesterday, I **worked** in the morning and **cleaned** my apartment in the afternoon. I **washed** the dishes, **cooked** dinner, and **watched** TV for a short time. Later, I **called** my friend and we **talked** about our day. In the evening, I **walked** in the park and **listened** to music. I **finished** my day by relaxing at home and **rested** before bed.

Time “Linking” Words / Sequencing Words

- Yesterday
- Last week, last month, last year
- Later
- First, First of all
- Second, Secondly
- When
- While, Meantime, As
- Now
- Next, Then, Soon
- Previously
- Eventually
- Finally
- In the morning, in the afternoon, in the evening
- For a time



What did you do at work?

Pronunciation: Regular Past Tense Verbs

Yesterday at work, I **started** my day early and **checked** my email. I **answered** messages and **organized** my desk. Then, I **worked** on a report and **completed** several tasks. I **helped** a coworker and **talked** with my manager about a project. In the afternoon, I **cleaned** my workspace and **finished** my work on time. At the end of the day, I **closed** my computer and **walked** home.

Time “Linking” Words / Sequencing Words

- Yesterday
- Last week, last month, last year
- Later
- First, First of all
- Second, Secondly
- When
- While, Meantime, As
- Now
- Next, Then, Soon
- Previously
- Eventually
- Finally
- In the morning, in the afternoon, in the evening
- For a time
- At the end of the day

Irregular Past Tense

Irregular Past Tense Verbs Match



Match the verbs:

FIGHT	<input type="text"/>	DREW
CATCH	<input type="text"/>	FELL
BUY	<input type="text"/>	CAUGHT
DO	<input type="text"/>	TOOK
DRAW	<input type="text"/>	FOUGHT
GO	<input type="text"/>	DRANK
FALL	<input type="text"/>	BOUGHT

Irregular Verbs practice 1

BE	BROKE
BEGIN	BROUGHT
BREAK	WAS /WERE
BRING	BEGAN
BUY	BOUGHT
CATCH	CAME

Irregular Past Tense

Change all the irregular verbs into past tense.

go	
do	
get	
take	
run	
say	
make	
pay	
have	
know	

meet	
grow	
hide	
send	
sell	
ride	
keep	
leave	
begin	
bring	

Choose the correct words.

A Where **was** / **were** you yesterday afternoon?

B Oh, I **was** / **were** at the library.

A No, you **wasn't** / **weren't**. The library **wasn't** / **weren't** open. **Was** / **Were** you at the shopping centre?

B No! I **wasn't** / **weren't** at the shopping centre.

OK, I **was** / **were** with Xiana and we **was** / **were** at the café. Why? **Was** / **Were** there a party or something?

A No, it **was** / **were** the football match. We **wasn't** / **weren't** very good. Thanks to you, there **was** / **were** only ten players in our team!

Irregular Past Tense

Be Verb - Was and Were



The Past Simple Tense (also called the simple past tense)

It's similar to the present simple because it has different rules for the verb 'be', which becomes 'was' or 'were':

The Past Simple with 'be'

Here's how to make the **positive**:

- I **was** cold
- You **were** tired



Irregular Verbs Past Simple (Part 1)

Make the past simple.

1. She _____ (bring) some chocolates to the party.
2. I _____ (hear) a new song on the radio.
3. I _____ (read) three books last week.
4. They _____ (speak) French to the waitress.
5. He _____ (understand) during the class, but now he doesn't understand.
6. I _____ (forget) to buy some milk.
7. She _____ (have) a baby in June.
8. You _____ (lose) your keys last week.
9. They _____ (swim) 500m.
10. I _____ (give) my mother a CD for Christmas.



Conversation Practice

Work Together

1. How many past tense verbs can you find?

Story: Last night our ESOL class met on Zoom (Part 1)

Last night, our ESOL class met on Zoom. The teacher opened the meeting early and greeted the students with a smile. One by one, the students joined and said hello. Maria came from Brazil, Ahmed came from Egypt, and Lin came from China.

The teacher started the class with a simple question, “What did you do yesterday?” Maria raised her hand and spoke first. She said, “I worked in the morning and cooked dinner at night.” Ahmed went next. He said, “I went to the store and bought some food.” Lin smiled and said, “I studied English and wrote some sentences.”

Then the teacher shared her screen and showed a short story. She read it aloud, and the students listened carefully. After that, they read it together. Some students made small mistakes, but they tried again and did better.

Work together.

Keep a list.

Identify if the past tense verb is regular or irregular.

Identify any Time Marker words.



Conversation Practice

Work Together

1. How many past tense words can you find?

Story: Last night our ESOL class met on Zoom (Part 2)

Next, the teacher asked the students to practice verbs. She said, "Tell me what you did last weekend." Carlos said, "I saw a movie and ate pizza." Mei said, "I met my friend and drank coffee." John said, "I had a game and won!"

During the class, one student lost connection, but he came back quickly. Everyone laughed and continued the lesson. At the end, the teacher gave homework. She asked them to write five sentences using past tense verbs.

Before they left, the students thanked the teacher. They said goodbye, closed their computers, and felt happy because they learned something new.

Work together.

Keep a list of past tense words.

Identify if the past tense verb is regular or irregular.

Identify any Time Marker words.

MY DAY YESTERDAY

PUT THE VERBS IN THE PAST
SIMPLE

Conversation Practice
Work Together





I (wake)-----
up far too early!

Then I (get) ----
-----up

After that, I
(have)-----a
nice hot shower.

I (put) -----
--my favourite
clothes on.

I (make)-----
my bed to save
Mum some work.



Of course, I (eat)
-----my
breakfast.

And I (brush) ----
-----my
teeth!

I (comb)-----my
hair, it is important
to look nice

Then I (go) -----
to school with my
little sister.

We (take) -----
the bus down the
street.

1. Identify the past tense word.
2. Write a list of the past tense words.
3. Practice pronunciation of each past tense word.

Conversation Practice

Work Together



I (work) ----- a lot at school with my teacher's help



I (play and talk)--- -----with my friends at break



Sure, I(write)----- some lessons!



We all (have)--- ---lunch at the canteen.



In the afternoon, I (practise)-----sports.



At the end of the school day , I (go)- -----back home



I(have)----- a little snack : milk and biscuits.



After that, I (do) -----my homework.



Then , I (walk) --- -----my dog, my cat (come)-----



I (help) ----- -Mum to set the table.



I (enjoy) ----- -the dinner with all my family.



We (watch)----- TV a after school.



I (read) a chapter in my book.



And before going to bed I (clean)----- --my face and teeth



And finally, I (go) -----to bed for a good rest.

1. Identify the past tense word.
2. Write a list of the past tense words.
3. Practice pronunciation of each past tense word.

LAST WEEKEND




Conversation Practice Work Together

1. 
Bobby (swim) swam
at the beach on Saturday
morning.

2. 
His brother Sam
(ride) _____ his
bicycle.

3. 
They (camp) _____
in their back yard Saturday
evening.


4. 
Mrs. Brown (drive) _____
downtown to visit her friend on
Sunday morning.

5. 
Mr. Brown (go) _____
fishing at the lake.

6. 
They (have) _____
lunch together in the
afternoon.


7. 
On Sunday afternoon, Michael
(read) _____ a book
about dinosaurs.

8. 
His mother (work) _____
in the garden.

9. 
They (eat) _____ popcorn
and (watch) _____ TV in
the evening.

10. 
Tom and Sally (play) _____
together all weekend.

11. 
Their cat, Fluffy, (sleep) _____
_____ on the sofa
all weekend.

12. 
Their dog, Spot, (watch) _____
_____ Fluffy.

1. Identify the past tense word.
2. Write a list of the past tense words.
3. Practice pronunciation of each past tense word.



QUESTIONS?

Prepositions of Direction

Where is the.....?

Next to Between Opposite

- ❖ The shop is _____ the school.
- ❖ The takeaway is _____ the library.
- ❖ The chemist is _____ the bank and the post office.
- ❖ The hospital is _____ the shopping centre.
- ❖ The bank is _____ the shop and the takeaway.
- ❖ The restaurant is _____ the shopping centre.

Idioms and Phrases

Put money away

Saving for a rainy day.



Idioms and Phrases

What does it mean to put money away?

- **To save money.**
- To not spend your money.
- You might **save money** for weeks, months or years to buy something you really want.
- Some people save money for no particular reason other than to feel financially secure – sometimes this is called **saving for a rainy day.**



Practice speaking English every day!

See you next class.



CLICK ON ...

Leave Meeting